

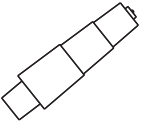
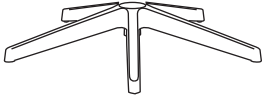
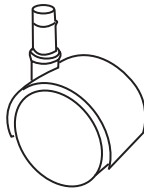


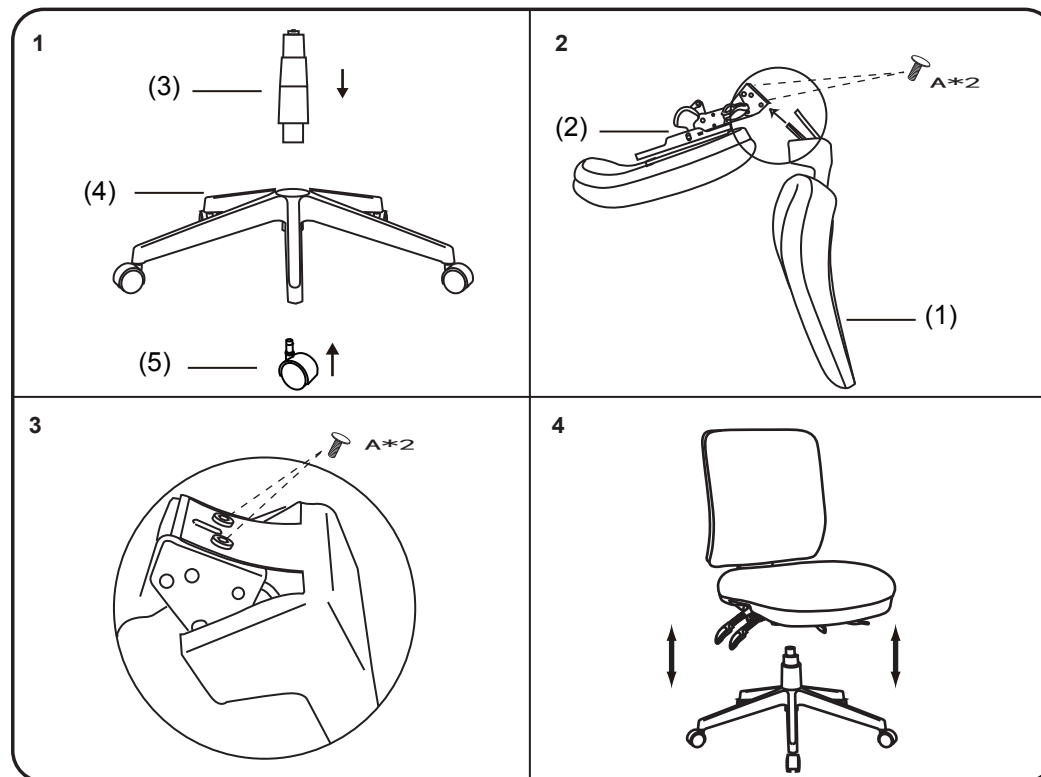


MODEL: YS117-1 YS1170BI

(1)x1	(2)x1	(3)x1
 Back	 Seat&Mechanism	 Gas Lift
(4)x1	(5)x5	
 Base	 Casters	
<div> <div> (A)*2  M8*18 Back Bar Screws </div> <div> (B)*1  ALLEN KEY </div> </div>		



It is important to assemble all parts so that the directional "Arrows" point in the same direction. Make certain that all screws are **FULLY** tightened before using the chair. Each month, check all screws and tighten any that may have loosened.



Warning: Do not stand on the seat for any purposes